



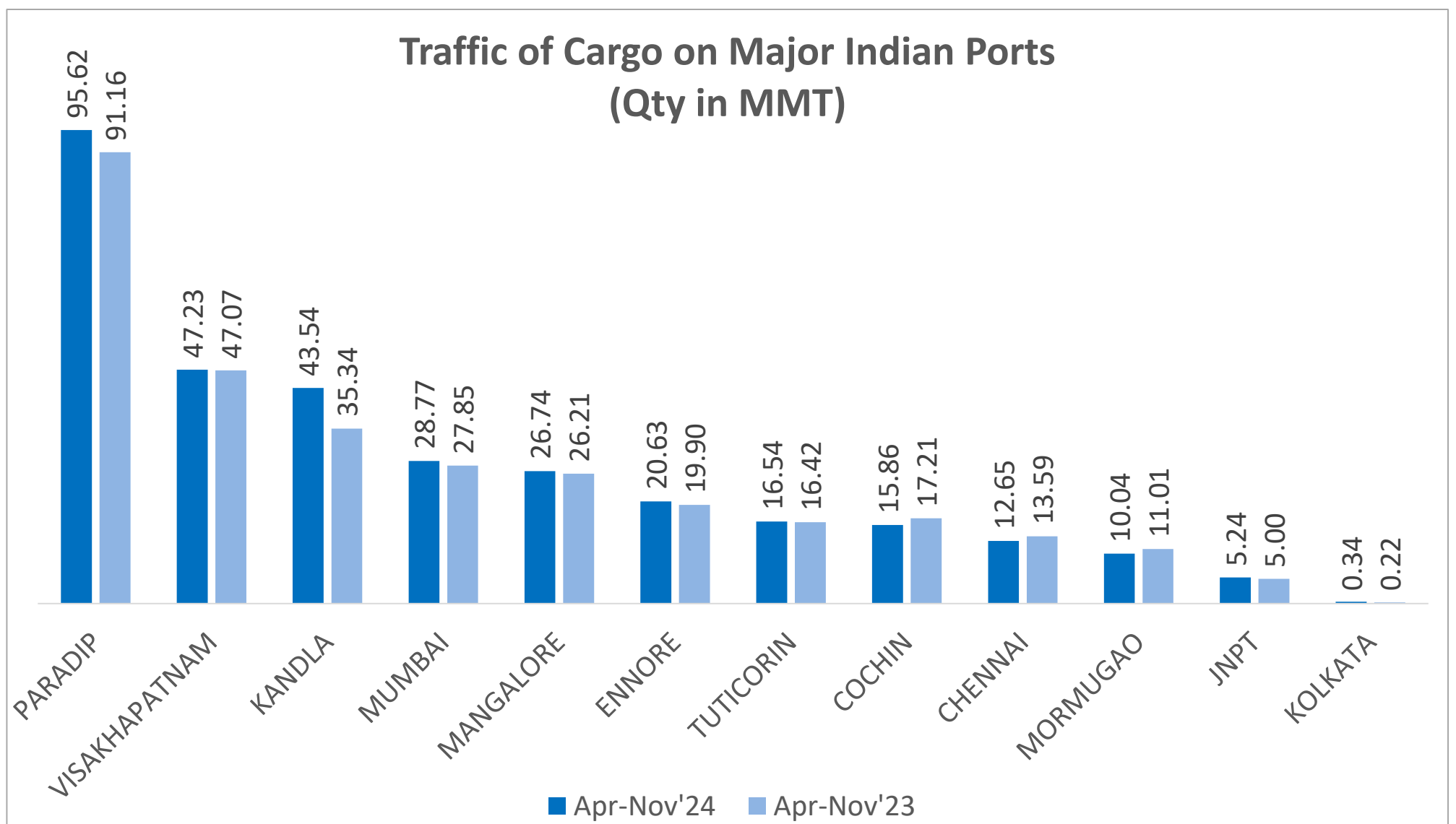
J M BAXI
THE PORT SPECIALIST
MARINE SERVICES



**PORT UPDATE
DECEMBER 2024**

KEY POINTS MAJOR PORTS

- Between major and minor ports, 716.73 MMT of traffic saw movement in Apr-Nov'24 as compared to the same period last fiscal.
- Major ports reported volume to incline at 323.21 MMT in Apr-Nov'24, as compared to total volume of 310.99 MMT during same period last year.
- Traffic wise Paradip, Visakhapatnam and Kandla showed the highest traffic at 95.62 MMT, 47.23 MMT, 43.54 MMT respectively.

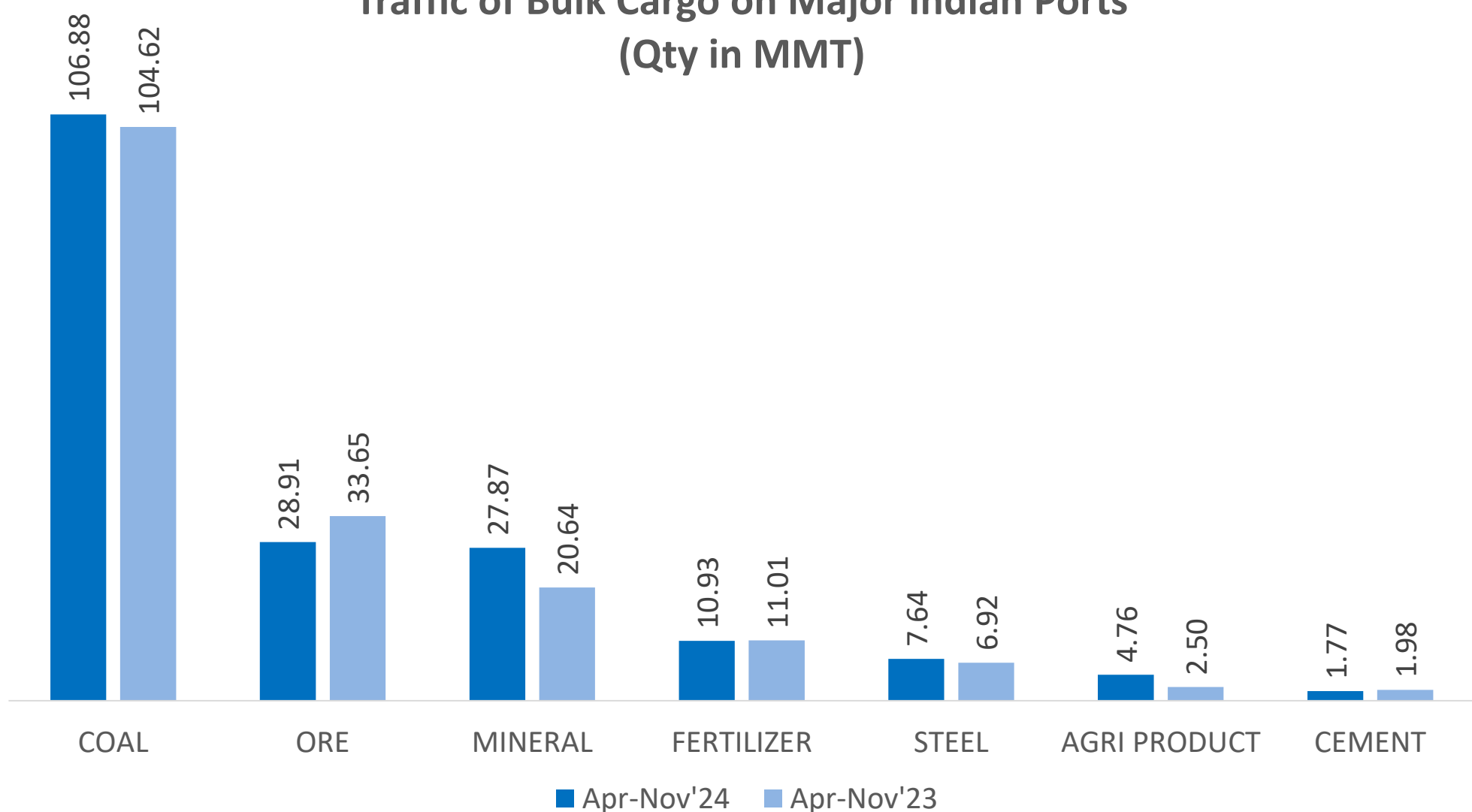


CARGO PERFORMANCE MAJOR PORTS

BULK CARGO

- Coal traffic on Major Indian ports stood at 106.88 MMT in Apr-Nov'24.
- Shipments of mineral through the 12 major ports, increased significantly at 27.87 MMT in Apr-Nov'24 as compared to 20.46 MMT in Apr-Nov'23.
- Total Bulk Cargo traffic at major ports increased to 188.76 MMT from 181.31 MMT for the same period last year.

Traffic of Bulk Cargo on Major Indian Ports
(Qty in MMT)

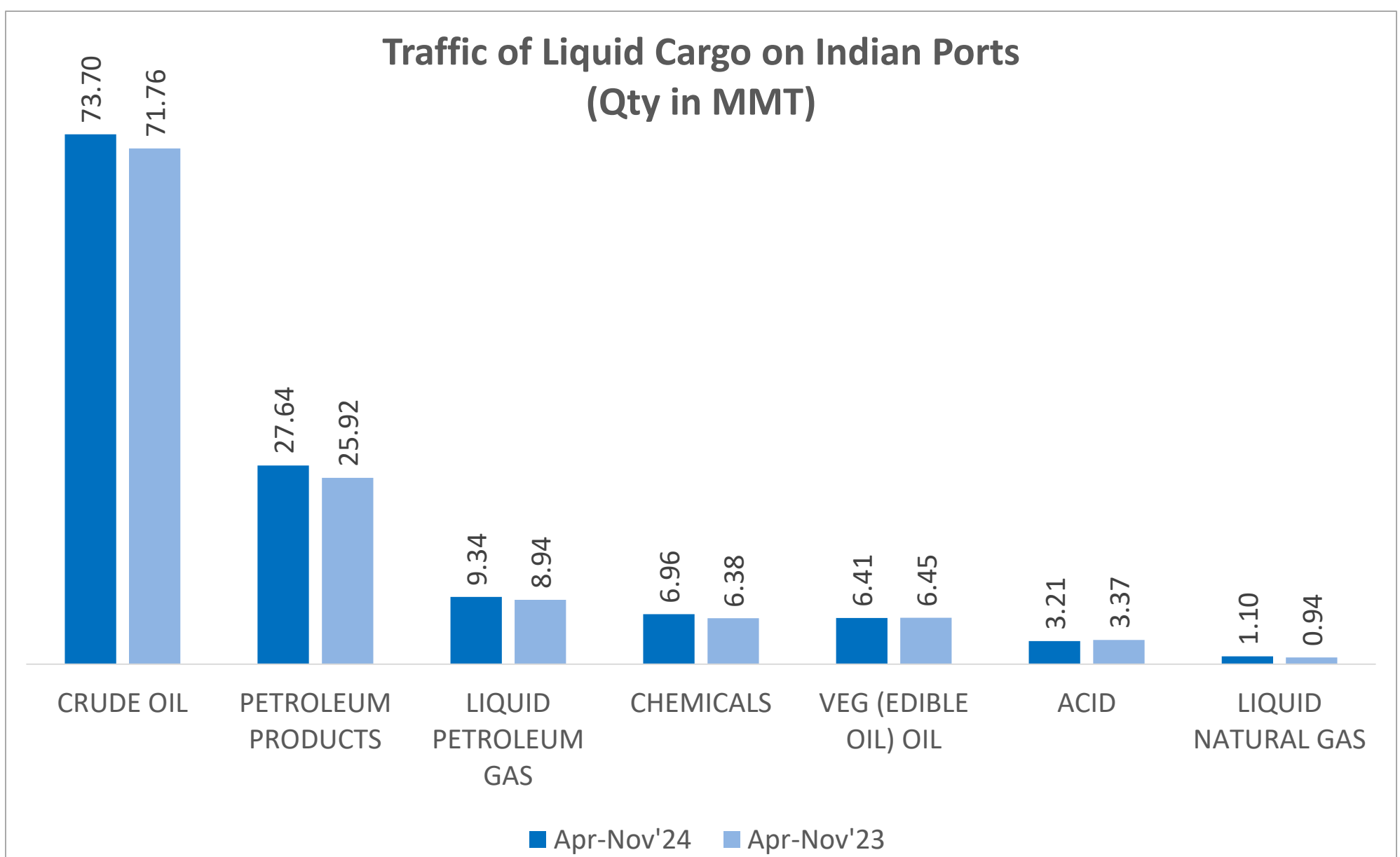


CARGO PERFORMANCE MAJOR PORTS

LIQUID CARGO

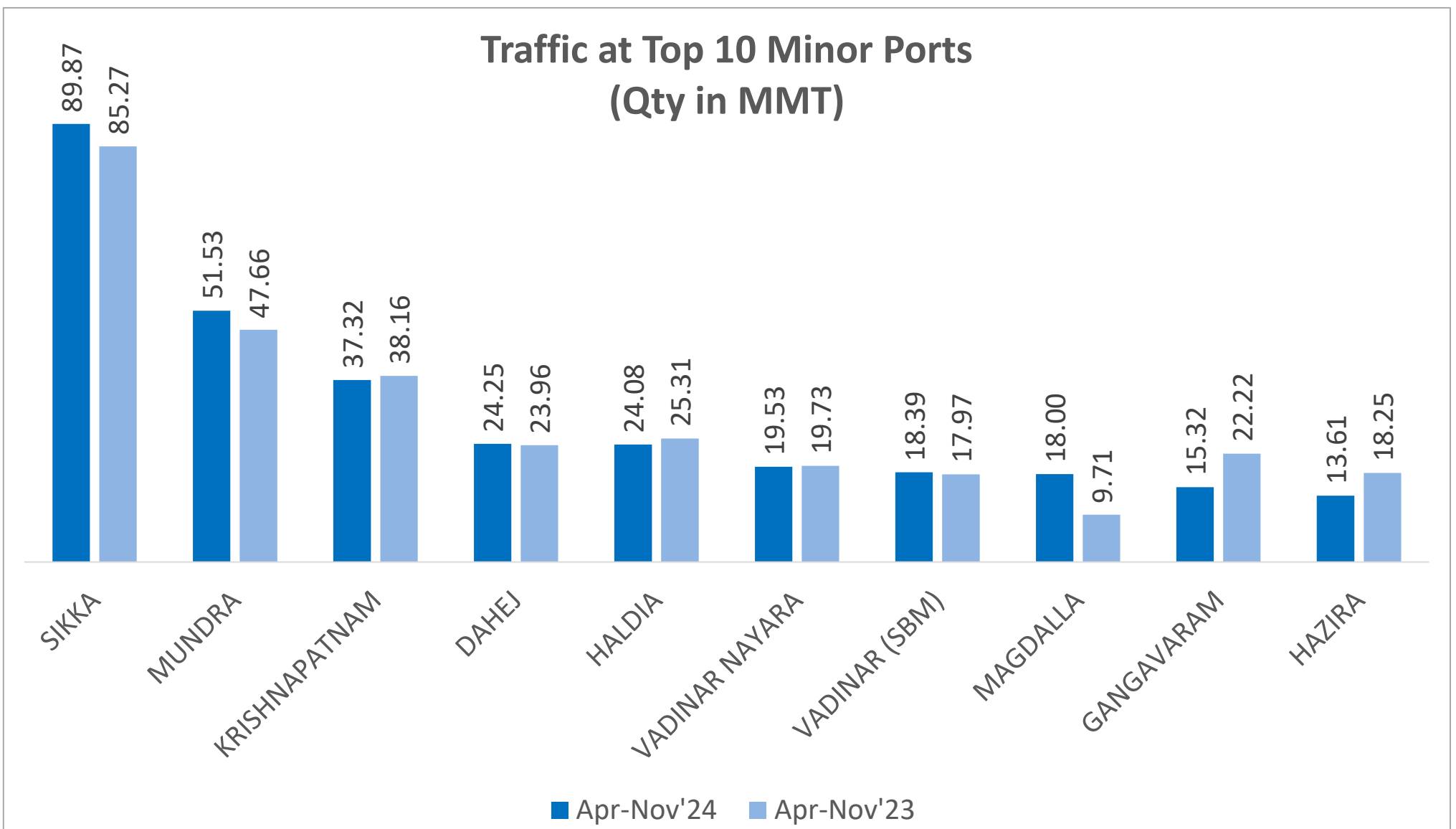
- P.O.L., Crude, LPG/LNG shipments rose to 111.79 MMT while Other Liquids traffic at major port rose to 16.58 MMT.
- Total Liquid Cargo traffic at major ports increased during Apr-Nov'24 to 128.36 MMT from 123.76 MMT for the same period last year.

Traffic of Liquid Cargo on Indian Ports
(Qty in MMT)



KEY POINTS MINOR PORTS

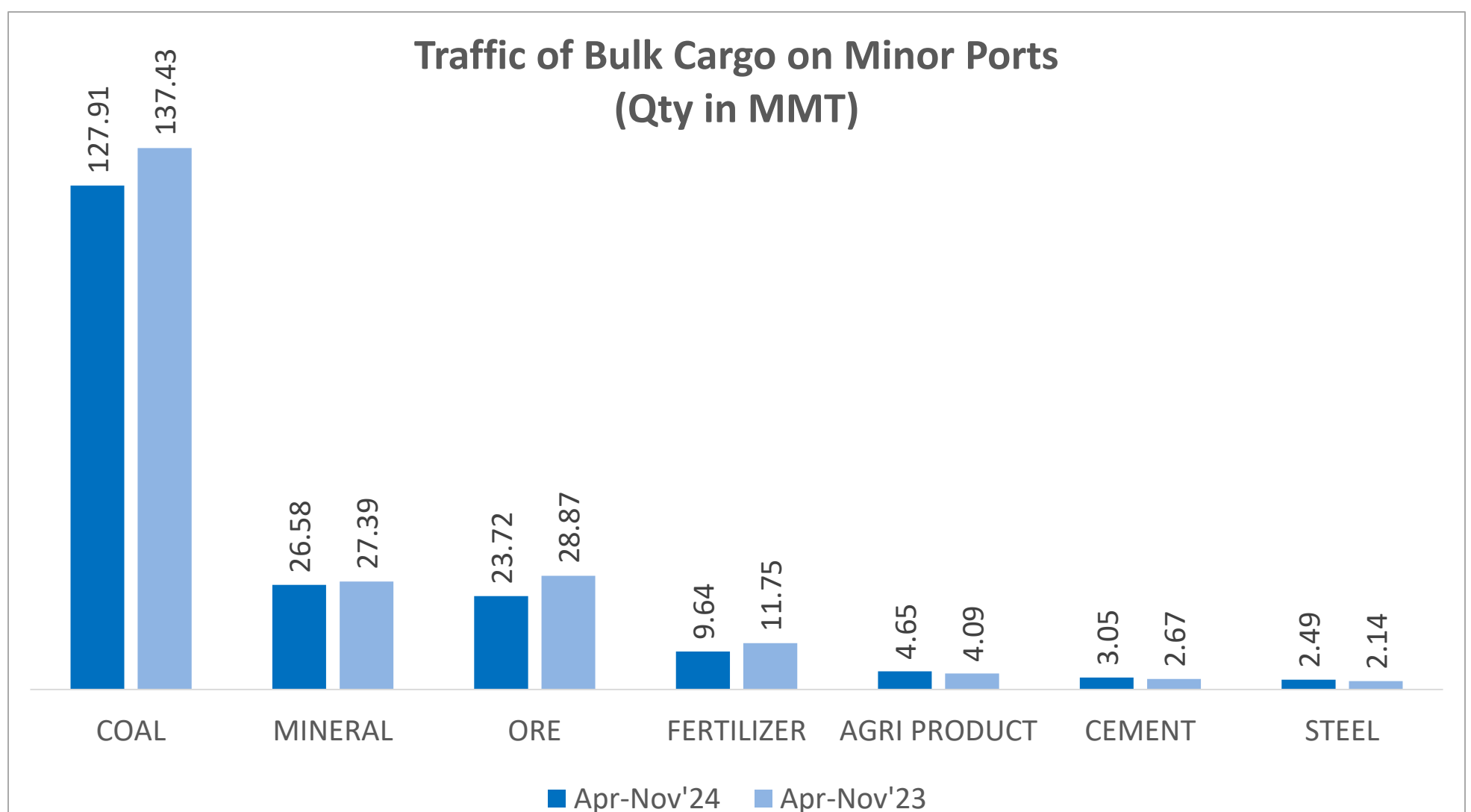
- Minor ports reported volume of 393.53 MMT in Apr-Nov'24 as compared to total volume of 400.69 MMT during same period last year.
- Traffic wise top three ports Sikka, Mundra & Krishnapatnam showed traffic of 89.87 MMT, 51.53 MMT & 37.32 MMT resp.



CARGO PERFORMANCE MINOR PORTS

BULK CARGO

- Coal shipment at Indian minor ports during Apr-Nov'24 recorded volume to 127.91 MMT from 137.43 MMT for the same period last year.
- There was significant increase in the shipment of agri-products from 4.65 MMT in Apr-Nov'24 to 4.09 MMT in Apr-Nov'23.
- Total Bulk Cargo traffic at minor ports decreased to 198.04 MMT from 214.33 MMT for the same period last year.

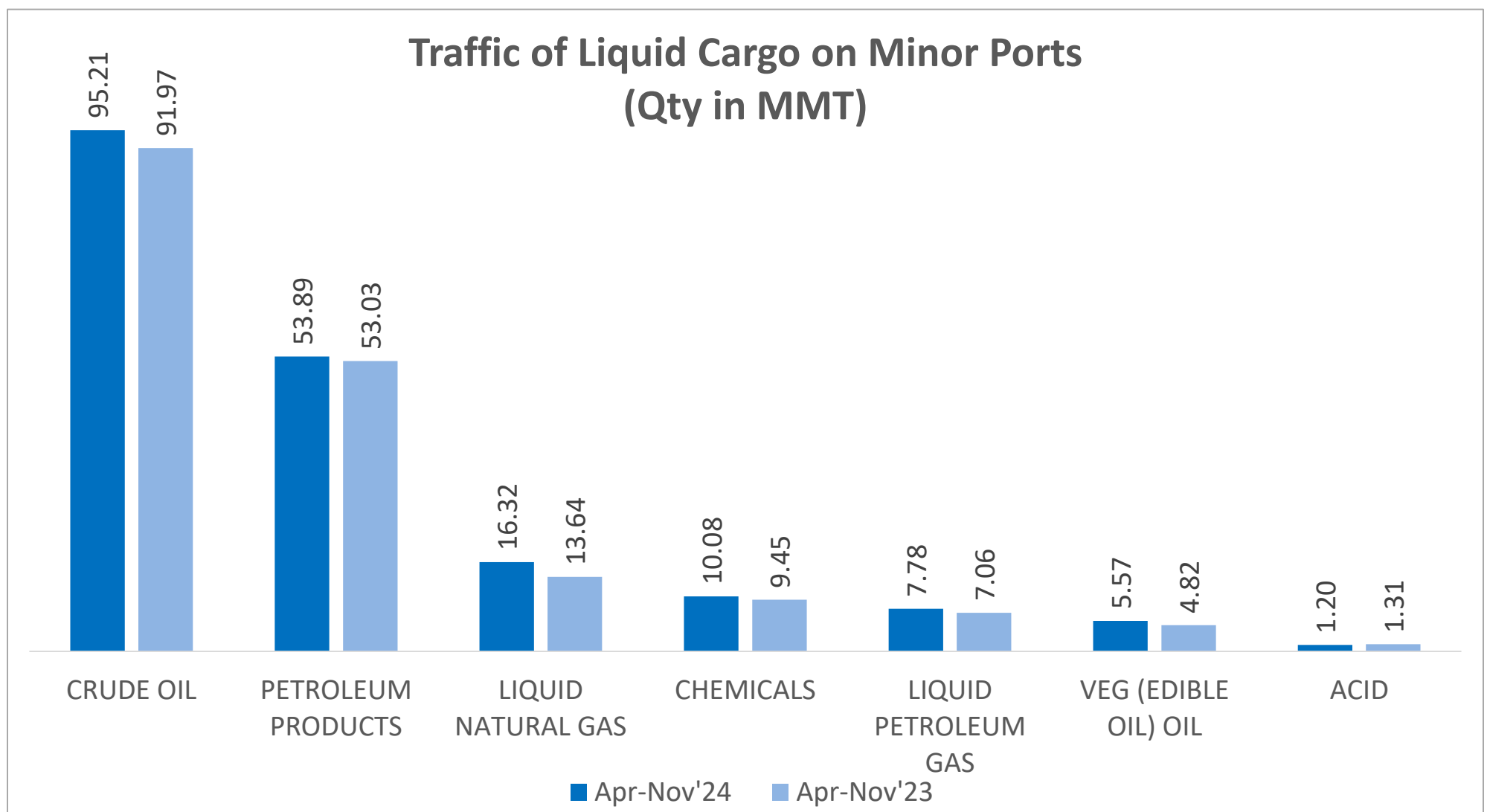


CARGO PERFORMANCE MINOR PORTS

LIQUID CARGO

- Crude oil, POL & LPG/LNG shipments at Indian minor ports was recorded at 173.21 MMT and other Liquids traffic at major port rose to 16.86 MMT in Apr-Nov'24.
- Total Liquid Cargo traffic at minor ports increased during Apr-Nov'24 to 190.06 MMT from 181.27 MMT for the same period last year.

Traffic of Liquid Cargo on Minor Ports (Qty in MMT)



OTHER REPORTS FOR DECEMBER 2024

J. M. BAXI Monthly Agri Products Update

J. M. BAXI Monthly Automotive Logistics Update

J. M. BAXI Monthly Cement Update

J. M. BAXI Monthly Coal Update

J. M. BAXI Monthly Chemical Update

J. M. BAXI Monthly Container Update

J. M. BAXI Monthly Cruise Shipping Update

J. M. BAXI Monthly Veg Oil Update

J. M. BAXI Monthly Fertilizer Update

J. M. BAXI Monthly Liquid Gases Update

J. M. BAXI Monthly Mineral and Metal Update

J. M. BAXI Monthly Oil and Petroleum Update

J. M. BAXI Monthly Port Update

J. M. BAXI Monthly Project Cargo Update

J. M. BAXI Monthly Seafarers Insights Update

J. M. BAXI Monthly Steel Update

Research and Analysis Desk

J. M. BAXI.

Godrej Coliseum, Office No. 801, 8th floor, "C"
wing, Behind Everard Nagar,
Off. Somaiya Road, Sion. Mumbai - 400022
INDIA.

T: 022 61077100 Ext 161/145, |
M: 091-7506004224 / 7045659111

E: shwetalk@jmbaxi.com | W:
www.jmbaxico.com